



Einsatz von Exam.net bei eAssessments

Exam.net kreativ und sicher einsetzen

Impulsworkshop mit Aviva Rozelaar und James Harker (beide Exam.net); Moderation Anja Engler
DSCEdTech; 24. März 2026

Worum es geht

Der Impulsworkshop richtet sich an Lehrpersonen der Sekundarstufe II, die erste Erfahrungen mit digitalen Lernstandserhebungen und Prüfungen gesammelt haben. Er zeigt auf, wie Exam.net in Kombination mit dem Safe Exam Browser (SEB) sowohl kreativ als auch sicher für formative und summative eAssessments genutzt werden kann.

Methodenvielfalt: formative und summative eAssessments

- Baseline / Diagnostisch
- Formative Elemente
- Interim Benchmark
- Summative Elemente
- Confirmative
- Ipsative

Siehe auch Präsentation des Impulsworkshops vom 24.03.2026 auf nächster Seite.

Technische Einstellungen mit SEB, die mehr Sicherheit geben

- Betrugsprävention in Exam.net
- High Security vs. Medium Security. Unterschiede und Use Cases
- Erweiterte Einstellungen in SEB

Supportangebote

Support

Bei **Notfällen** (z.B. bei summativen eAssessments) wenden sich Schulen direkt an Exam.net: info@exam.net.

Für alle übrigen Anliegen: Nachricht an Servicedesk Digital Service Center Sek II (servicedesk.dsc@edu.zh.ch)

Schulung

- Schulungsvideos (Unter Hilfe & Training): [Exam.net](#)
- Getting Started Guides und Themen Erklärungen: [Exam.net](#)

Weiterentwicklung von eAssessment-Methoden in der eAssessment-Anlaufstelle

Die DLH-Anlaufstelle *eAssessment-Sek II ZH* unterstützt Lehrpersonen niederschwellig und informiert zum Thema, in enger Zusammenarbeit mit DSCEdTech.

Wir sammeln Good Practice-Beispiele und machen sie sichtbar.

Die *Community of Practice eAssessments Sek II* ermöglicht Lehrpersonen Sek II im Kanton Zürich einen fach- und schulübergreifenden Austausch und die gemeinsame Weiterentwicklung von Methoden für digitale Lernstandserhebungen und Prüfungen.

Kontakt:
[eassessments\[at\]dlh.zh.ch](mailto:eassessments[at]dlh.zh.ch)



Introduction to Exam.net

Zurich, 24 March 2026

Aviva Rozelaar, CSM
Exam.net

James Harker, CPO
Exam.net

>> Sign up for an account



1. Navigate to Exam.net

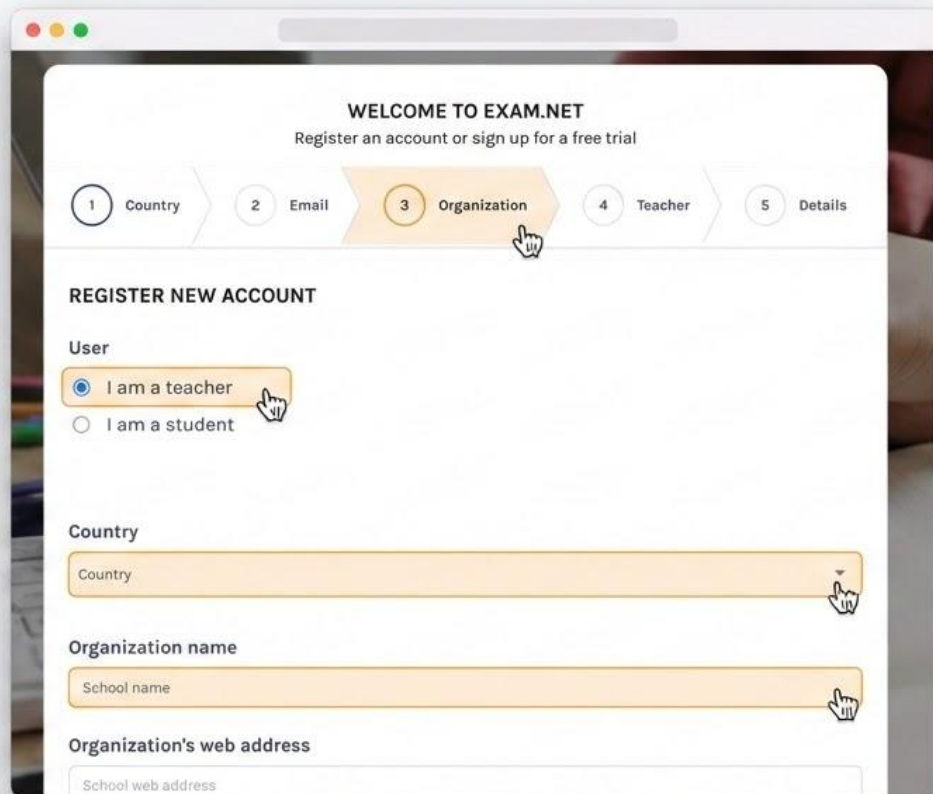


2. Click on the **'Sign up'** button



3. Fill in your details including details like:

- I am a teacher
- Country
- Organization name
- Organization's web address



WELCOME TO EXAM.NET
Register an account or sign up for a free trial

1 Country 2 Email 3 Organization 4 Teacher 5 Details

REGISTER NEW ACCOUNT

User

I am a teacher

I am a student

Country

Country

Organization name

School name

Organization's web address

School web address



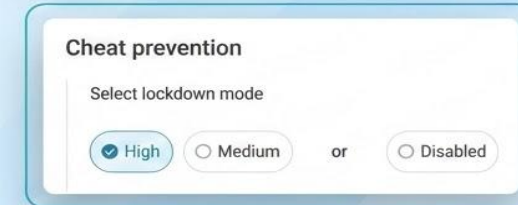
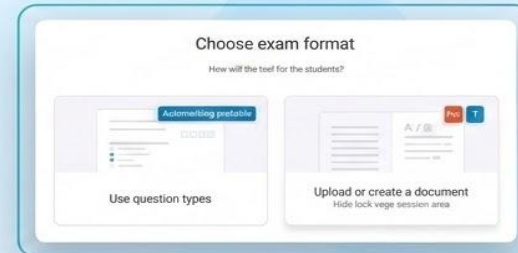
Diverse methods support **critical thinking, creativity, and deeper learning**



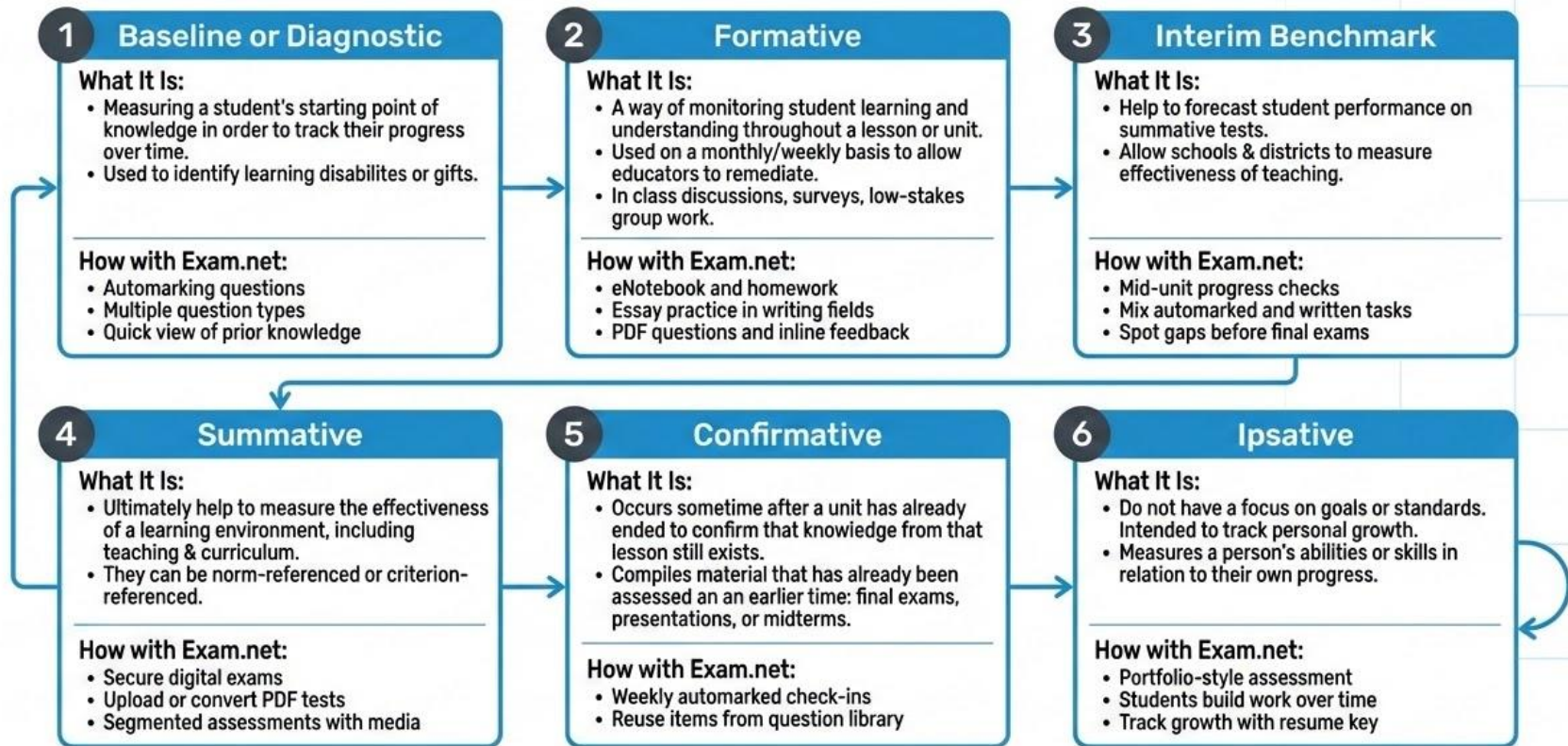
Methodological diversity promotes **fairer and more inclusive assessment**



Exam.net enables you to do so:

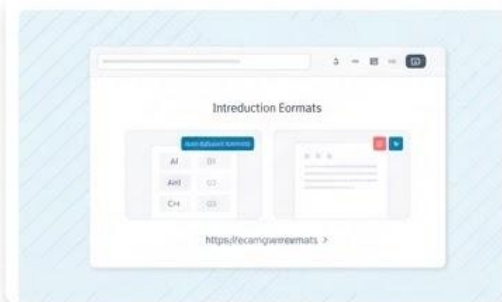


>> Assessment methods supported: 6 Types of Strategies & How to Implement Them



One Learning Journey Deserves More Than One Assessment Method

With Exam.net, teachers can turn methodological diversity into practice — creating assessments that are more inclusive, more accurate, and more meaningful at every stage of learning.



Exam.net Templates for Inspiration –
Supporting Methodological Diversity



Here you'll find a selection of templates designed to support methodological diversity to assessment. By using different structures, resources, and question types, you give students multiple ways to demonstrate their knowledge and skills.

All you need to do to make a copy of the below listed templates to your Exam.net account. From, there, you can delete, adjust, and adapt questions and materials to suit your subject, group, and learning goals.

Feel free to reach out if you have any questions about assessment design, question types, or how to create variation that for your Learning.

A. Examination using a variety of resources

This template demonstrates how an assessment can combine different types of resources, such as video and written text, together with a range of question formats. By varying both input and response type, you can assess understanding in multiple ways and make the exam more engaging and inclusive.

<https://exam.net/exam-template/84412f12-7beb-42dc-ibh4-099533190474>



Introduction

Aviva La Torm EK, teacher of 15 years, introduces assessment video training series



Sign up and Sign In

This video provides a step-by-step guide on how to sign up and learners from out



Introduction to Exam Formats

This video outlines the available assessment formats

1



Device Security (High and Medium Security)

2



“Social Proofing” features



3



Exam Monitoring Information (e.g. screen recording)

4



Server-side Cheat Detection (send emails to teachers)

James2, please raise your hand so I can confirm your identity.

14:36

Exam.net

Have you verified that the student taking this exam is who they claim to be?

No Yes

Write to James2

Verify student's identity

Overall Objective: “It just works” (at exam time)

High Security

- 🔒 Fully locks students devices
- 🖥️ Mac - Mac OS application
- 📱 iPad - iPad OS application
- 🌐 Chromebook - Kiosk application
- 🪟 Windows - SEB
- 🖨️ SEB also can be used on Macs & iPads

Select lockdown mode

 High Medium

or

 Disabled

High Lockdown app

Recommended for graded exams

[Configure apps](#)

Students will be prompted to enter through a [high-security application](#). They will not be able to leave the application before submitting the exam.

Allow students to continue with medium lockdown mode



[Choosing the right lockdown mode](#)

Medium Security

- 🌐 Browser based
- 👤 Students can switch out of the application
- 🎒 Sometimes needed for BYOD schools

Configure apps

Limit security options for Windows 10

Limit to SEB only



Only SEB allowed on windows (not TaT)

Lockdown app versions allowed ⓘ

Only recommended version



More recent version of SEB have stronger cheat prevention (**strongly recommended**)

Configure the SEB and Exam.net app (macOS/iOS) versions that students are allowed to use. For the highest security, we recommend to limit this to "Only recommended versions".

SEB Service

SEB Service is active



SEB Service prevents rare cheating scenarios, but sometimes prevents students from taking exams (default is 'active')

SEB uses a Windows service process for some of its features. In some rare scenarios, this causes problems on student devices leading to frequent red lock screens. Disabling this feature may reduce the issues but remove some cheat prevention measures.

SEB check at launch

Try to close disallowed app



Stricter requirements but this can sometimes risk conflict with School-level installed software (e.g. antivirus apps)



Thank you!

Questions?